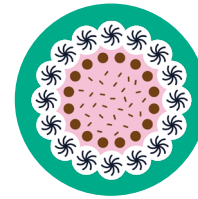



A TASTE OF RANKED CHOICE VOTING



Peppermint Stick Pie



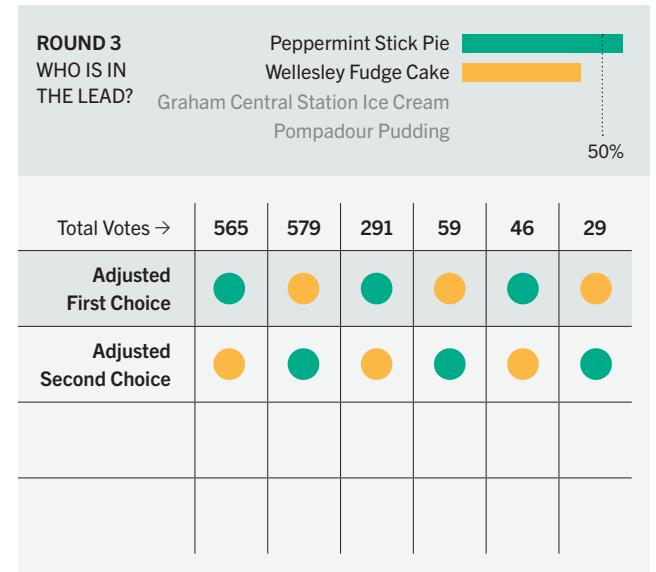
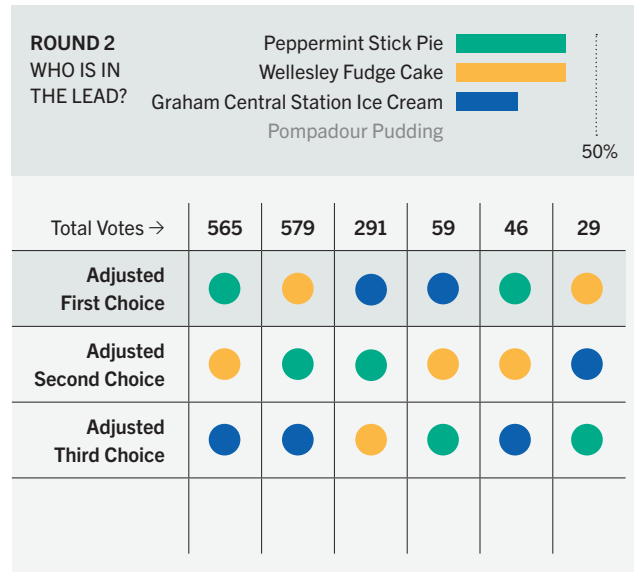
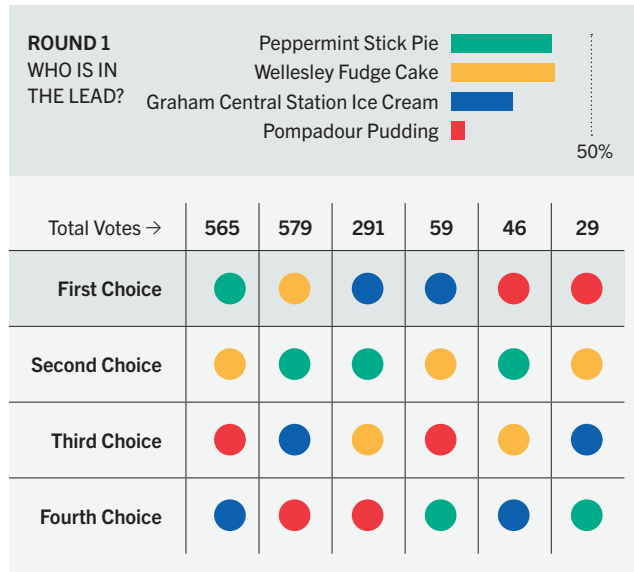
Wellesley Fudge Cake



Pompadour Pudding



Graham Central Station Ice Cream



Here's an easy-to-digest example of how ranked choice voting can lead to an election outcome that better reflects the appetites of the voters. Imagine that we asked alumnae to vote for the most iconic Wellesley dessert. In a ranked voting system, each voter would rank their choices from 1 to 4. The six columns above represent the different ways alums ranked each dessert (for simplicity, we're supposing that there were *only* six ways alums ranked their choices), with the numbers of alums that ranked them in each order. If we had counted only the top choices from everyone, then Wellesley Fudge Cake would have won, with 37% of the top choices—579 out of the total 1,569 votes.

Because no dessert got more than 50% of the votes in round 1, we eliminated the choice with the fewest first-place votes—Pompadour Pudding. All votes that anyone gave to Pompadour Pudding were transferred to the next dessert on their ranked list. This amounted to removing Pompadour Pudding from the entire table and shifting everything up where necessary. Still, no dessert had the majority, with Peppermint Stick Pie and Wellesley Fudge Cake neck and neck (611 and 608 adjusted first-choice votes, respectively).

The last-choice dessert in round 2, Graham Central Station, was taken out of the race to produce the results above. With the new adjusted first choices, Peppermint Stick Pie won an outright majority (by a generous slice—57%) and was declared the winner. The result better reflected the tastes of the alumnae body than the first tally, and alums who ranked long-shot desserts as their top choices could rest assured that their vote still influenced this important election.